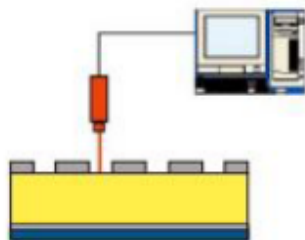


# Plate-making Procedure

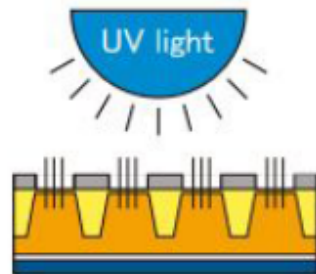
TOYOBO MC Corporation

## 1 Laser Ablation



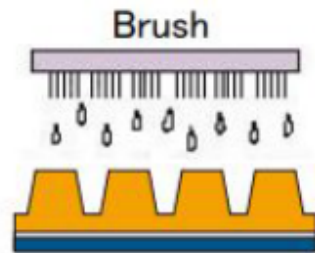
Depicted digital images through an IR laser head to the mask layer directly.

## 2 Exposure



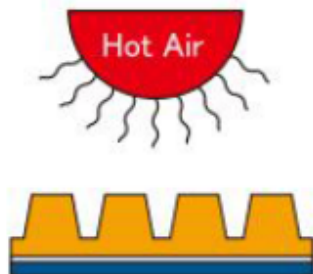
Expose plate to UV light having 360nm wave lengths.

## 3 Washout



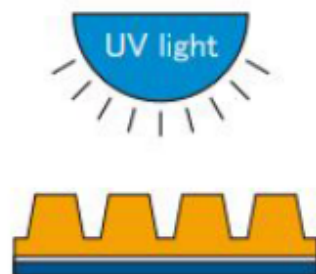
Washout exposed plate with water. Use the special washout machine suitable for TOYOBO PRINTIGHT®.

## 4 Drying



Dry the plate in hot-air dryer after taking-off the surface water with sponge roll.

## 5 Post-exposure



Expose the developed plate after drying again to UV light in order to get stability. Post exposure time.