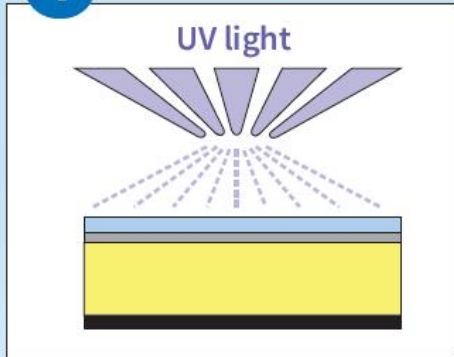


Plate-making Procedure

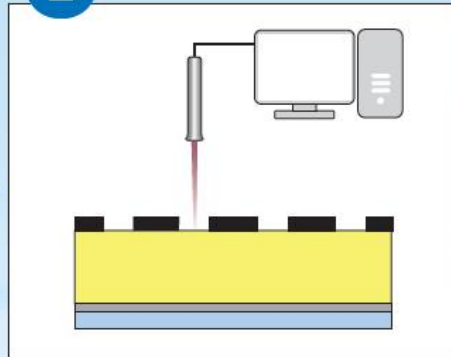
TOYOBO MC Corporation

1 Back Exposure



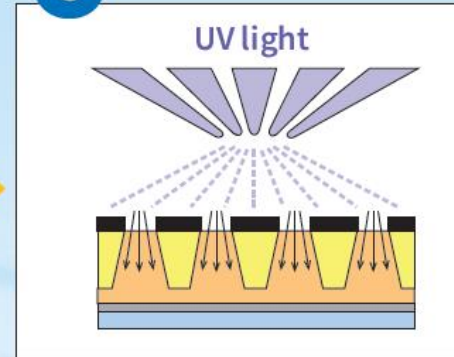
Expose to UV light from the back side to establish floor.

2 Laser Ablation



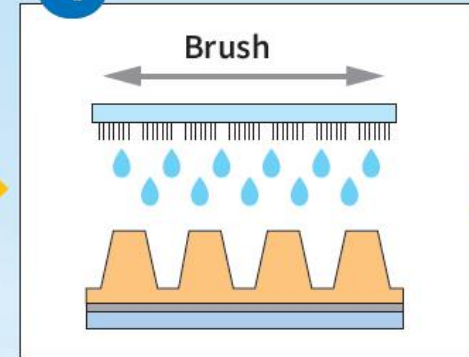
Depict images through an IR laser head to a laser ablation layer directly.

3 Main Exposure



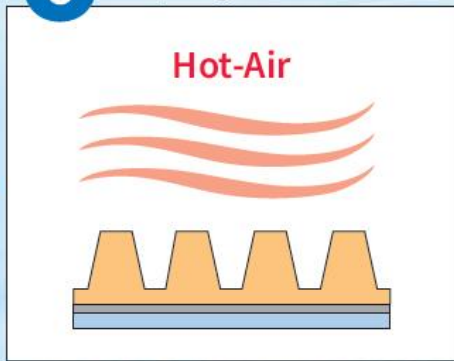
Expose to UV light with 360nm wave lengths.

4 Washout



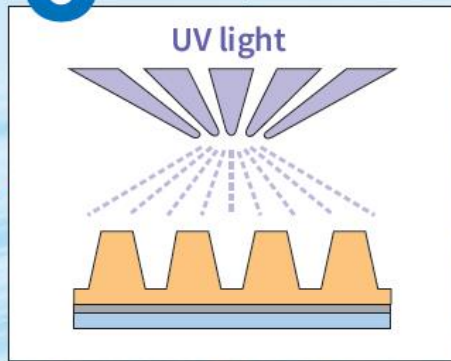
Wash out with tap water and a small amount of mild detergent. Use washout machines for Cosmolight™.

5 Drying



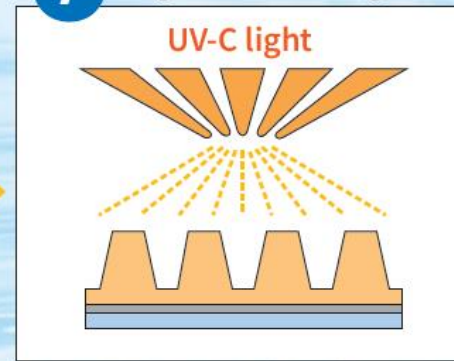
Remove water droplets from a plate surface, and dry it in a hot-air dryer.

6 Post Exposure



Expose to UV light to get plate stability.

7 Light-finishing



Expose to UV-C light to eliminate a plate tackiness.

Please follow all the laws and regulations in your district for the treatment of washout solutions.