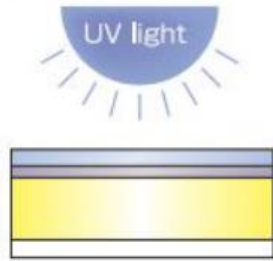


# Plate-making Procedure

TOYOBO MC Corporation

## 1 Back Exposure



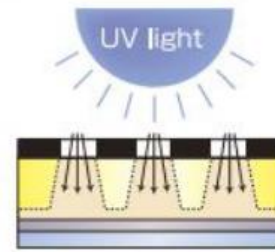
Expose to UV light through substrate film on back side of plate.

## 2 Contact of Negative Film



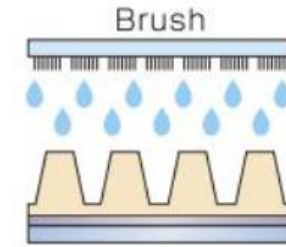
Peel the cover film off. Contact the emulsion side of a negative film onto plate surface.

## 3 Surface Exposure



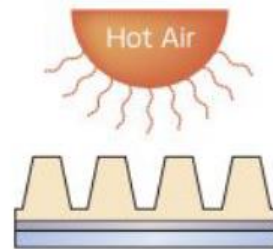
Expose to UV light imagewise through the negative film.

## 4 Washout



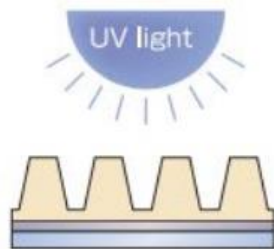
Remove the negative film and process the plate in Cosmolight® washout unit.

## 5 Drying



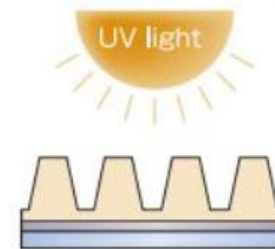
After wiping off the surface moisture, dry in a hot air dryer.

## 6 Post-exposure



Expose to UV light again to complete photo-curing.

## 7 Light-finishing



Expose to UV-C light to eliminate the tackiness of the plate surface.